

PANDEMIC CONTAGION

CONTENTS

60 Contagion cards, 24 City cards, 12 Event cards, 6 WHO cards, 5 Player disease boards, 5 Score markers, 5 Petri dishes, 75 Player disease cubes, 1 Scoring board

GAME SETUP FOR 3 – 5 PLAYERS (2-PLAYER SETUP ON LAST PAGE)

Determine a first player with the method of your choice.

Each player chooses a color and takes a Petri dish and the following in their color: 1 score marker, 1 player board and 15 disease cubes. Then, each of you must:

Place a disease cube on the Level 1 position of each mutation on your player board.

Place the Petri dish inside the circle on your player board and put your 12 remaining disease cubes inside.

Place your score marker near the “1” space of the scoring board (see below).

Shuffle and deal 4 Contagion cards to each player. Set remaining cards aside as a draw pile.

Shuffle and, according to table below, deal a number of City cards faceup in the middle of the table. Set remaining cards aside.

3 players - deal out 8 city cards

4 players - deal out 9 city cards

5 players - deal out 10 city cards

Starting with the last player and moving counter-clockwise, each player places 1 of their disease cubes in a city of their choice.

Shuffle separately the Event and WHO cards and, without looking, remove 3 of each type from the game. With the remaining cards, build the Event deck (from bottom up): 1 WHO card, 3 Event cards, 1 WHO card, 3 Event cards, 1 WHO card, and 3 Event cards, for a total of 12 cards.

EVENT CARDS



WHO CARDS

You are ready to begin!

Level 1



SCORING BOARD WITH SCORE MARKERS



GOAL

In Contagion, you play a deadly disease trying to exterminate human civilization through worldwide infection. **Your goal: to be the player with the highest death toll (score) at the end of the game and win.**

GAME SEQUENCE

At the start of each round, reveal the top card from the Event deck and read aloud for all players. Starting with the first player, resolve the event (as specified on the card) and take two actions.

When finished, play continues clockwise.

ACTIONS

On your turn take 2 of 3 available actions in any order. Actions may be repeated.

- DRAW CARDS
- INFECT A CITY
- MUTATE YOUR DISEASE

Note: If you cannot take an action, you instead draw one card and pass.



DRAW CARDS

Draw into your hand as many cards from the Contagion cards pile as your Incubation mutation allows. Discard down to 9 (the maximum hand size) if needed.

Level 2

	0	1	2	3	4
INCUBATION					
INFECTION					
RESISTANCE					

On your turn you may play two actions:

DRAW CARDS: Draw cards based on your Incubation mutation level.

In this example, Blue draws 2 Contagion cards because her Incubation mutation is at level 2.



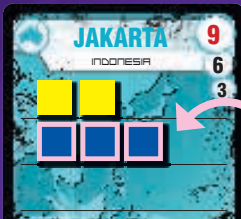
INFECT A CITY

Place a number of cubes in a city, up to your Infection level. The first player to infect a city places his cubes on the top row, the second player on the second row, and so forth.


1st player

2nd player

...



Level 3



In this example, Blue's current Infection level is 3. She places 3 cubes on the second row of the City card because she was the 2nd player to infect it.

You can infect **a new city** OR **a city you are currently infecting**.

- **New city:** Discard 2 cards whose color must match the city you wish to infect. Place your disease cube(s) on the uppermost available row (without any cubes).
- **City you are currently infecting:** Discard 1 card whose color must match the city you are currently infecting. Place your disease cube(s) next to those already on the City card.

Joker card: any 2 cards = 1 card of any color.

Using Blue in our example above, to place her three cubes, she could have discarded 2 Blue cards (because it is Jakarta's color), or 1 Blue card and 2 cards of any other color, or 4 cards of any colors.


Note: As a result of an event or City card special action, a player might be forced to remove all of her cubes from a city. In this case, move one row up all other player disease cubes that were below that player.

MUTATE YOUR DISEASE

Every player's disease can mutate in 3 different ways. The higher the mutation levels, the stronger the disease.

When you want to mutate your disease, advance one of your disease's three mutations to the next higher level. To do so, you must discard a number of cards (any color) equal to the cost of the next level. Note that you may only advance one level per action.

In this example, Blue must discard 4 cards of any color to advance the Incubation mutation from level 3 to level 4.



INCUBATION

Number of Contagion cards you may draw into your hand with the **Draw Cards** action.

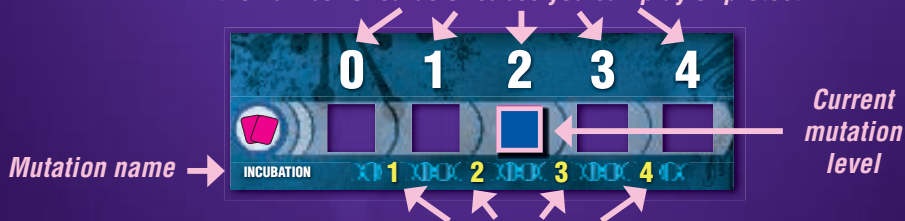
INFECTION

Number of disease cubes you may place in a city with the **Infect a City** action.

RESISTANCE

Number of cards, cubes or mutations you may protect from Event and WHO cards.

These numbers represent the Mutation level. They also represent the number of cards or cubes you can play or protect.



These numbers represent the costs to advance from one level to the next.

RESISTANCE

Your disease's resistance allows you to protect your cards, cubes or mutations from effects of Event or WHO cards. Each level allows you to protect up to as many elements (cards, cubes, mutations) as its number (e.g. Resistance level 3 protects up to 3 elements). Whenever you use your resistance, you must move your resistance cube down one level.

Example: A WHO card states that players must remove 3 disease cubes. Because Blue's Resistance is at level 2, she decides to lower her Resistance to level 1 to save 2 cubes. Since her Resistance is now at Level 1, she could also decide to lower it to Level 0 and save 1 more cube.



Level 1 saves
1 cube

Level 2 saves
2 cubes

EVENT CARDS

Political, weather or social events that can have positive or negative effects on the spread of your disease. When an Event card is revealed, that card becomes active and must be resolved during each player's turn for the next game round.



Note: Where cards differ from rules, always go by what the cards say.

WHO CARDS

The World Health Organization's goal is to eradicate diseases.

When a WHO card is revealed, that card becomes active and must be resolved on each player's turn for the next game round.



NEW CITY



Whenever a City symbol appears on an Event card, add a new City card from the City deck to the play area. This is the only time new cities are added to the game.


SCORING

During the game, players will be able to score points when Death Toll and City Eradication scorings occur. Use the scoring board to keep track of the scores.


DEATH TOLL SCORING



You reveal one card from the Event deck at the beginning of each round. When the second (also fourth and sixth) Skull & Bones appears on an Event card, score all infected cities immediately. The player with the most disease cubes (for each city) scores the lowest number on the card. If tied, the player who played on the city first (closest to the top of the card) wins.



Skulls & Bones do not have to be revealed one right after the other to trigger a Death Toll scoring.



Blue scores 1 point.

CITY ERADICATION

Each city has an approximate population number in millions (**biggest number**). Each disease cube represents 1 million infected souls. Thus, when the number of disease cubes equals the city's population number, stop playing disease cubes (there is no one left to infect) and proceed with a City Eradication scoring.

Population



Note: The player who placed the final disease cube gets to play the City card action. Once acquired, Play immediately cards are used immediately after scoring and flipped facedown on the table. Play when you want cards work in exactly the same way, except that they can also be kept and saved for later use.

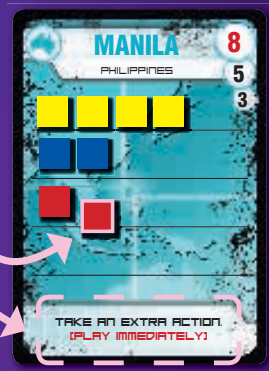
Important: Resistance does not protect you from City card actions.

CITY ERADICATION SCORING

When a City Eradication Scoring occurs, tally the points for that city. The player with the most disease cubes scores the full population number. The player with second most disease cubes scores the second lowest number. The third highest scores the third lowest number. If tied, the player who played on the city first (closest to the top of the card) wins (just like in a Death Toll scoring).

*In this example, **Yellow** scores 8 points. **Blue** and **Red** are tied, but since **Blue** infected the city first, she gets to score 5 points. Then **Red** scores 3 points.*

*Since **Red** played the last cube necessary to wipe out the city, this allows him to play the special action of the City card.*



END GAME

When the last WHO card is revealed OR when there are only two cities left at any time on the table, complete the round and end the game.

LAST SCORING

During the game, players scored points for Death Tolls and City Eradications, which they tracked on the scoring board.

At the end of the game, perform one final Death Toll scoring for all remaining infected cities.

ADD TO THIS: The cumulative total of each Mutation level you have achieved during the game.

This grand total gives you your final score.


*In this example, **Blue** scores 2 points for her Incubation mutation, 3 points for her Infection mutation and 1 point for her Resistance mutation.*

	0	1	2	3	4
INCUBATION			Blue		
INFECTION				Blue	
RESISTANCE		Blue			

WINNING

The person with the **highest score** overall wins. If tied, the player with the highest cumulative total of all three mutations wins. If still tied, rejoice in shared victory.

FOR 2 PLAYERS

Remove all City cards that do not show the  icon on their bottom right corner. Shuffle the remaining cards and place 6 City cards faceup on the table. Set the rest aside. At the start of each round, turn over a Contagion card and place a neutral color disease cube in a city of that color. If there are more than one city of that color, place it in the city with the highest population number. If the color does not match any city, draw until one does. Score the neutral color as you would for another player.

Note: You may use this variant for 3 & 4 players as well, but do not remove any City cards.

CREDITS

Game design: Carey Grayson

Development: Team Z-Man Games

Artwork: Chris Quilliams, Josh Cappel, Philippe Guérin, Marie-Élaine Bérubé, Marie-Ève Joly, Olivier Lamontagne

Special thanks go to Brent Edington, Steve Ellis, Jeremy Haus and Gerry Raban for their help during initial development and play testing. The game is much better now thanks to them. And of course, thanks to Linda for her enduring patience and love.

Z-MAN
games

© 2014 Z-Man Games Inc.
31 rue de la Coopérative
Rigaud QC J0P 1P0
Canada

info@zmangames.com
www.zmangames.com