

ARKHAM HORROR®

THE CARD GAME

Campaign Guide

THE FORGOTTEN AGE

Earth Is Not Ours

"Primal myth and modern delusion joined in their assumption that mankind is only one—perhaps the least—of the highly evolved and dominant races of this planet's long and largely unknown career."

– H. P. Lovecraft, "The Shadow out of Time"

The Forgotten Age is a campaign for *Arkham Horror: The Card Game* for 1–4 players. *The Forgotten Age* deluxe expansion contains two scenarios: "The Untamed Wilds" and "The Doom of Eztli." These scenarios can be played on their own or combined with the six Mythos Packs in *The Forgotten Age* cycle to form a large eight-part campaign.

Additional Rules and Clarifications

Seal

As an additional cost for a card with the seal keyword to enter play, its controller must search the chaos bag for the specified chaos token and place it on top of the card, thereby sealing it. If there is a choice of which token to seal, the card's controller chooses. If the specified token is not in the chaos bag, the card cannot enter play.

A sealed chaos token is not considered to be in the chaos bag, and therefore cannot be revealed from the chaos bag as part of a skill test or ability.

When a chaos token is "released," it is returned to the chaos bag and is no longer considered sealed. **If a card with one or more chaos tokens sealed on it leaves play for any reason, any chaos tokens sealed on it are immediately released.**

Some cards (with or without the seal keyword) may also have abilities that seal one or more chaos tokens as part of their effect. This is done following the same process as above: searching the chaos bag for the specified token, removing it from the chaos bag, and placing it on the card. If the specified token is not in the chaos bag, the effect fails.

Alert

Each time an investigator fails a skill test while attempting to evade an enemy with the alert keyword, after applying all results for that skill test, that enemy performs an attack against the evading investigator. An enemy does not exhaust after performing an alert attack. This attack occurs whether the enemy is engaged with the evading investigator or not.

Supplies

At certain points throughout *The Forgotten Age* campaign, investigators are given the opportunity to choose supplies to bring on their expeditions into the wilds. These supplies are recorded in the Campaign Log, under each investigator's "Supplies" section.

Supplies are purchased with supply points, which are granted to investigators whenever they are given the opportunity to purchase supplies. Leftover supply points are not recorded, and are lost.

An investigator's supplies will determine the possible options available during gameplay and throughout the story of this campaign. **Each supply has no effect on its own.** Some card effects, story options, and resolutions may change or become available depending on the supplies carried by the investigator(s).

Vengeance X

Some encounter cards are worth vengeance points. The text **Vengeance X** indicates that a card is worth X vengeance points.

Like **Victory X**, when an encounter card with **Vengeance X** is overcome by the investigators, it is stored in the victory display until the end of the scenario. However, unlike victory points, vengeance represents the awareness and animosity of the Father of Serpents, and it is generally a good idea to avoid accruing vengeance points whenever possible.

Vengeance points in the victory display have no impact upon the game unless specifically referenced by another encounter card.

- As an enemy with **Vengeance X** is defeated, place the card in the victory display instead of in the discard pile.
- At the end of a scenario, take each location with **Vengeance X** that is in play, revealed, and has no clues on it, and place it in the victory display.
- As a treachery card with **Vengeance X** completes its resolution, place it in the victory display instead of in the discard pile.
- Cards worth vengeance points are not also worth victory points unless the card has both **Victory X** and **Vengeance X**.

New Weaknesses

This expansion contains two new basic weaknesses—Dark Pact and Doomed—with the text “Campaign Mode only.” These weaknesses should only be added to the pool of available basic weaknesses when the investigators are playing in Campaign Mode.

Additionally, this expansion contains three new weaknesses—The Price of Failure, Accursed Fate, and The Bell Tolls—which are neither basic weaknesses nor scenario-specific weaknesses. These weaknesses are not added to the pool of available basic weaknesses, and should only be added to an investigator’s deck if another card instructs the players to do so.



Explore

Some abilities in this campaign are identified with an **Explore** action designator. Such abilities are generally used to find new locations to put into play, and are initiated using the “activate” action.

Explore abilities instruct you to draw the top card of the “exploration deck,” which is a separate deck that is constructed during the setup of some scenarios. This deck consists of several single-sided locations and treachery cards.

- Each **Explore** ability indicates a particular type of location that you are seeking to draw. **If a location of that type is drawn, it is put into play, and you move to that location.** This is considered a “successful” exploration.
- If any other location is drawn, place it next to the exploration deck, and draw the next card from the exploration deck. Repeat this process until a location of the indicated type is drawn, or a treachery is drawn. After this action has ended, shuffle each location next to the exploration deck back into the exploration deck.
- If a treachery card is drawn, it is resolved as normal. If it is discarded, place it in the encounter discard pile as you would normally. There is no discard pile for the exploration deck. This is considered an “unsuccessful” exploration.
- As a single-sided location is put into play from the exploration deck, place clues on that location equal to its clue value.

*Example: Agenda 1a—“Expedition into the Wild” has the following ability: “➡: **Explore**. Draw the top card of the exploration deck. If it is a connecting location, put it into play and move to it.” Ursula Downs is at the Expedition Camp and wishes to find a new location to travel to. She spends her first action to explore, drawing the top card of the exploration deck. The card she draws is Circuitous Trail. Because Circuitous Trail is a location that is not connected to the Expedition Camp, it is placed next to the exploration deck, and Ursula draws the next card in the exploration deck. This time, she draws the Low on Supplies treachery card, which she resolves as normal and places in the encounter discard pile. Her exploration is unsuccessful, and she must shuffle the Circuitous Trail that she drew previously back into the exploration deck. Ursula decides to explore one more time, spending a second action. This time, she draws Path of Thorns, which is connected to the Expedition Camp. Her exploration is successful. Path of Thorns is put into play with clues on it equal to its clue value, and Ursula immediately moves from the Expedition Camp to the Path of Thorns.*

Expansion Icon

The cards in *The Forgotten Age* campaign can be identified by this symbol before each card's collector number:








Campaign Setup






To set up *The Forgotten Age* campaign, perform the following steps in order.

1. Choose investigator(s).
2. Each player assembles his or her investigator deck.
3. Choose difficulty level.
4. Assemble the campaign chaos bag.






◆ **Easy (I want to experience the story):**

+1, +1, 0, 0, 0, -1, -1, -2, -3, , , , , .






◆ **Standard (I want a challenge):**

+1, 0, 0, 0, -1, -2, -2, -3, -5, , , , , .

◆ **Hard (I want a true nightmare):**

+1, 0, 0, -1, -2, -3, -3, -4, -6, , , , , .

◆ **Expert (I want Arkham Horror):**

0, -1, -2, -2, -3, -3, -4, -4, -6, -8, , , , , .

You are now ready to begin at the Prologue.



Prologue

Tuesday, June 2nd, 1925

There will be no rest for us this summer, it seems.

Today I met with Harlan Earnstone, a historical theorist at Miskatonic University and an old friend of mine. He'd said he had a job offer for me, but frankly, I didn't know what to expect.

Harlan introduced me to an associate of his: Alejandro Vela, a distinguished historian from across the southern border. Mr. Vela is a graduate of a prestigious university in Mexico City, and has spent many years researching the Aztec Empire. He claims that he has found evidence regarding the existence of an unheard-of Aztec city-state called Eztli. His strange and unprecedented findings were not accepted by the university, and he's become a pariah among his peers.

Alejandro came to Arkham to seek funding for an expedition into the rainforests of southern Mexico, where he believes that the ruins of the Eztli altepetl lie undiscovered. His description of this city-state's origins defies modern understanding of Mesoamerican history. Despite this—or, knowing my old friend, because of this—Harlan is enthralled by Alejandro's discoveries. Miskatonic University has agreed to fund the expedition (albeit meagerly), and Harlan wants me to go along.

The way I see it, there's a good chance we're looking for something that doesn't even exist. But if there's even a slight chance these Eztli people existed, the historical significance would be profound. We debated the issue for some time, but in the end, we accepted Alejandro's offer. Preparations are underway, and we should be setting off by the end of the month. With any luck, we'll have this journal filled with all manner of interesting discoveries. If not, perhaps it'll be a nice wedge to place beneath Harlan's lopsided desk.

☞ If Ursula Downs, Leo Anderson, or Monterey Jack was chosen as an investigator for this campaign: Choose one of those investigators to be the expedition leader. That investigator begins Scenarios I and II as the lead investigator.

As an outcast from academia, funding for Alejandro's expedition is limited. Each investigator must choose supplies to bring for the expedition. In the Campaign Log, under each investigator's "Supplies" section, record the supplies that investigator chose to bring. (Note: Provisions and Medicine can be taken more than once by recording their name multiple times and spending the appropriate number of supply points each time.)

Each investigator may spend supply points to purchase one or more of the supplies listed below. The number of supply points available to each investigator is based on the number of investigators in the campaign:

1 investigator: 10 supply points

2 investigators: 7 supply points each

3 investigators: 5 supply points each

4 investigators: 4 supply points each

The description of each supply below gives some insight into how it might be used during the campaign. Choose wisely.

Available supplies:

- **Provisions** (1 supply point each): Food and water for one person. A must-have for any journey.
- **Medicine** (2 supply points each): To stave off disease, infection, or venom.
- **Rope** (3 supply points): Several long coils of strong rope. Vital for climbing and spelunking.
- **Blanket** (2 supply points): For warmth at night.
- **Canteen** (2 supply points): Can be refilled at streams and rivers.
- **Torches** (3 supply points): Can light up dark areas, or set sconces alight.
- **Compass** (2 supply points): Can guide you when you are hopelessly lost.
- **Map** (3 supply points): Unmarked for now, but with time, you may be able to map out your surroundings.
- **Binoculars** (2 supply points): To help you see faraway places.
- **Chalk** (2 supply points): For writing on rough stone surfaces.
- **Pendant** (1 supply point): Useless, but fond memories bring comfort to travelers far from home.

Scenario I: The Untamed Wilds

Sunday, June 28th, 1925

It's been a hell of a day. We've just set up camp along the northern border of the rainforest where Alejandro believes the Eztli once dwelled. The jungle here is dense and untamed. The sky hides above the tree cover, but I can tell from the crisp breeze that storm clouds are brewing overhead.

The dangers of our expedition have been explained to us many times. We are hundreds of miles away from any sign of civilization. Nobody in modern times has yet to pierce the heart of these wilds. Until now, nobody has had reason to try. After all, it wouldn't make sense to find Aztec ruins in this region of Mexico. And yet, here we are: looking for ruins that may not exist in a place where, by all accounts, they should not.

Already one of our surveyors has fallen ill, and another has been bitten by a viper. I'm starting to think the rainforest doesn't want us here. If this luck persists, ours will be the shortest expedition in Miskatonic University's history. Tonight, we rest. Tomorrow, we venture into uncharted wilds.

Setup

Gather all cards from the following encounter sets: *The Untamed Wilds*, *Rainforest*, *Serpents*, *Expedition*, *Guardians of Time*, *Agents of Yig*, *Poison*, and *Ancient Evils*. These sets are indicated by the following icons:



Put the Expedition Camp into play. Each investigator begins play at the Expedition Camp.

Create the exploration deck. This is done by taking the five single-sided **Jungle** locations and shuffling them together, along with one copy each of the following treachery cards: *Lost in the Wilds*, *Overgrowth*, *Snake Bite*, *Low on Supplies*, and *Arrows from the Trees*.

Set the following cards aside, out of play: The three single-sided **Ruins** locations, the *Agents of Yig* encounter set, the four *Poisoned weaknesses*, the Alejandro Vela asset, and the *Ichaca* enemy. The *Agents of Yig* encounter set can be identified by this icon:



Shuffle the remainder of the encounter cards to build the encounter deck.

DO NOT READ until the end of the scenario

If no resolution was reached (each investigator resigned or was defeated):

Wednesday, July 1st, 1925

I still have no idea how we made it back to camp alive.

The jungle was more perilous than we could have possibly imagined. This may read like the ravings of a lunatic, but I cannot explain it any other way. Being lost in the jungle was no picnic, but that was the least of our worries. The rainforest was guarded. Guarded by unfathomable horrors: serpentine creatures driven by anger and hate, hunting us relentlessly.

Perhaps just as deadly were the human natives of the rainforest. They appeared to be Aztec warriors as far as dress and speech were concerned. Despite the conquering of the Aztec people hundreds of years ago, these warriors somehow survived. How they managed to remain undiscovered this long is beyond us. I thought Alejandro would be excited to learn more about them, but he was more disturbed than fascinated. I suppose he has a right to be incredulous. Nothing about this expedition makes sense.

The serpent creatures chased us for what seemed like days. Finally we were able to find our way back to camp, but the price was steep. We had lost all progress we had made, and many of us were injured or afflicted by serpent venom. We have no choice but to send runners to the nearest city for additional supplies and to wait and recover from our wounds.

- ☉ In your Campaign Log, record that the investigators were forced to wait for additional supplies.
- ☉ If it was act 1 or 2 when the scenario ended:
 - ◆ Record in your Campaign Log that *Ichata* observed your progress with keen interest.
 - ◆ Record in your Campaign Log that *Alejandro* followed the investigators into the ruins. Any one investigator may choose to add *Alejandro Vela* to his or her deck. This card does not count toward that investigator's deck size.

☉ If "you fought with *Ichata*":

- ◆ Record in your Campaign Log that *Ichata* is wary of the investigators.
- ◆ Record in your Campaign Log that *Alejandro* followed the investigators into the ruins. Any one investigator may choose to add *Alejandro Vela* to his or her deck. This card does not count toward that investigator's deck size.

☉ If "*Ichata* is leading the way":

- ◆ Record in your Campaign Log that the investigators have earned *Ichata's* trust.
- ◆ Record in your Campaign Log that *Alejandro* chose to remain at camp. Do not add *Alejandro Vela* to any investigator's deck.

☉ For each vengeance point in the victory display, record one tally mark under "Yig's Fury" in your Campaign Log. Beware the anger of the Father of Serpents, as his fury will haunt you in the future.

☉ Each investigator earns experience equal to the Victory X value of each card in the victory display.

Resolution 1:

Thursday, July 2nd, 1925

*Somehow, after much toil and many hours of exploration, we found the ruins that *Alejandro* sought, though we scarcely could have been ready for what we encountered in the wilds of the jungle. The rainforest was guarded. Guarded by unfathomable horrors: serpentine creatures driven by anger and hate. They hunted us relentlessly, wielding primitive weaponry and communicating in sharp hisses.*

*Perhaps just as deadly were the human natives of the rainforest. They appeared to be Aztec warriors as far as dress and speech were concerned. Despite the conquering of the Aztec people hundreds of years ago, these warriors somehow survived. How they managed to remain undiscovered this long is beyond us. The warrior named *Ichata* was particularly intriguing. We were able to defuse the initial encounter with her, and surprisingly, she helped guide us through the jungle,*

only to disappear mysteriously when we reached the ruins. I have a feeling we have not seen the last of her.

Alejandro did not agree with our decision to trust the Eztli warriors. He's decided to stay at camp until further notice, disturbed as he is by their presence. I thought he would be excited to learn more about them, but I expect this discovery defies even his broad-minded theories. I suppose he has a right to be distrustful. Nothing about this expedition makes sense.

We have cleared a route to what Alejandro believes is the main temple of the ruins. There is little time to rest. The serpent creatures seem intent on stopping us, so we cannot tarry any longer than necessary. Soon we will enter the ruins to see what secrets they hide.

- ☞ In your Campaign Log, record that the investigators cleared a path to the Eztli ruins.
- ☞ Record in your Campaign Log that Alejandro chose to remain at camp. Do not add Alejandro Vela to any investigator's deck.
- ☞ Record in your Campaign Log that the investigators have earned *Ichta*'s trust.
- ☞ For each vengeance point in the victory display, record one tally mark under "Yig's Fury" in your Campaign Log. Beware the anger of the Father of Serpents, as his fury will haunt you in the future.
- ☞ Each investigator earns experience equal to the Victory X value of each card in the victory display.

Resolution 2:

Thursday, July 2nd, 1925

Somehow, after much toil and many hours of exploration, we found the ruins that Alejandro sought, though we scarcely could have been ready for what we encountered in the wilds of the jungle. The rainforest was guarded. Guarded by unfathomable horrors: serpentine creatures driven by anger and hate. They hunted us relentlessly, wielding primitive weaponry and communicating in sharp hisses.

Perhaps just as deadly were the human natives of the rainforest. They appeared to be Aztec warriors as far as dress and speech were concerned. Despite the conquering of the Aztec people hundreds of years ago, these warriors somehow survived. How they managed to remain undiscovered this long is beyond us. I thought Alejandro would be excited to learn more about them, but he shared our alarm. We managed to fend off and interrogate their leader, a warrior named *Ichta*. Before she fled, she warned us to not go near the ruins. Unfortunately for her, we refuse to go home empty-handed.

With Alejandro leading the way, we've cleared a route to what he believes is the main temple of the ruins. There is little time to rest. The serpent creatures seem intent on stopping us, so we cannot tarry any longer than necessary. Soon we will enter the ruins to see what secrets they hide.

- ☞ In your Campaign Log, record that the investigators cleared a path to the Eztli ruins.
- ☞ Record in your Campaign Log that Alejandro followed the investigators into the ruins. Any one investigator may choose to add Alejandro Vela to his or her deck. This card does not count toward that investigator's deck size.
- ☞ Record in your Campaign Log that *Ichta* is wary of the investigators.
- ☞ For each vengeance point in the victory display, record one tally mark under "Yig's Fury" in your Campaign Log. Beware the anger of the Father of Serpents, as his fury will haunt you in the future.
- ☞ Each investigator earns experience equal to the Victory X value of each card in the victory display.

Interlude I: Restless Nights

In order, read each of the following sections:

Check your supplies. Each investigator with a blanket reads **Restful Sleep**. The rest read **Tossing and Turning**.

Restful Sleep: *Mercifully, I was able to sleep through each night. However, while my body rested, my mind was plagued by nightmares. A cavern like a gaping maw, bathed in dim red light... the walls slithering with the glimmering scales of a hundred vipers... it might have been better had I not slept at all.*

You suffer no ill effects.

Tossing and Turning: *Those nights in the jungle, I barely slept. A strange fog rolled through the camp each night, plunging the area in an intense and peculiar cold. My bedroll offered some protection against the elements, but we hadn't been prepared for this unnatural weather. Flies and mosquitoes buzzed in my ears every time I began to drift off. Even when I finally slept, I would soon be startled awake by the crawling of an insect or lizard across my face. I wager I'll get very little sleep on this journey...*

You suffer 1 physical or mental trauma (your choice).

Check your supplies. The investigators, as a group, must cross off one provisions per investigator from their supplies. For each provisions they cannot cross off, choose an investigator to read **Low on Rations**.

Low on Rations: *We thought we'd brought enough food and water for everybody, but the journey had taken its toll on our supplies. When the sun rose and it came time to eat, we discovered we were already running out of provisions.*

You begin the next scenario with 3 fewer resources.

The lead investigator must choose one investigator to be the group's lookout. Then, that investigator checks his or her supplies. If he or she has binoculars, he or she reads **Shapes in the Trees**. Otherwise, he or she reads **Eyes in the Dark**.

Shapes in the Trees: *Most of the nights passed without incident, but on this night, I was startled by the rustling of tree branches along the southern border of our camp's clearing. Despite the darkness, I was able to use my binoculars to see shapes moving in the trees. The shapes appeared human, but... why? Why do they only watch us from afar? What is their purpose?*

You earn 2 additional experience as you gain further insight into the motivations of the Eztli.

Eyes in the Dark: *Each night, I was watched. I didn't just feel watched: I saw the eyes peering out from the inky darkness that surrounded our camp. They knew we were there. The yellow eyes watched me, alert, my weapons drawn, ready to defend the camp if the need arose. Our eyes met, and a darkness seized my heart.*

You suffer 1 mental trauma.

Check your supplies. Each investigator with medicine may cross it off from their supplies to choose and remove a Poisoned weakness from any investigator's deck. Each investigator who still has a Poisoned weakness in his or her deck reads **The Poison Spreads**.

The Poison Spreads: *As the days went by, the poison continued to spread through my body. By the second night, my skin was drenched in sweat. I started having difficulty breathing, and I began every morning by retching up most of the previous night's dinner.*

You suffer 1 physical trauma.

Scenario II: The Doom of Eztli

Check Campaign Log. If the investigators were forced to wait for additional supplies: Read **Intro 1**.

If the investigators cleared a path to the Eztli ruins: Skip to **Intro 2**.

Intro 1:

Wednesday, July 8th, 1925

Our runners, José and Maria, returned several days later. They were fully stocked with food, water, aspirin, and weapons. I am curious how deep Alejandro's connections are in Mexico. For an outcast historian, he was able to secure guns and ammunition faster than I had anticipated. But perhaps it is better if he keeps his sources undisclosed.

We ventured once more into the jungle. This time, we were prepared. We had learned from our previous excursion, and we made our way across the river canyon, venturing deeper south than we had dared before. Eventually we reached the ruins Alejandro sought, and soon we will enter what Alejandro believes is the main temple. Strangely, the serpent creatures we encountered earlier didn't attack in force as we had feared. Could they have fled? Or are they simply lying in wait, preparing to ambush while we sleep at night?

Proceed to **Setup**.

Intro 2:

Friday, July 3rd, 1925

We spent most of yesterday moving our camp to the edge of the ruins. With the serpentine creatures still guarding the region, we have decided that a small party will have the best chance of slipping into the main temple unnoticed. I told Maria, the expedition's naturalist, to take one of the trucks and wait beyond the northern edge of the rainforest. Our cartographer, José, is guarding the camp until we return. We're on our own, but at least we've cleared an escape route in the event things go sour...

Proceed to **Setup**.

Setup







- ② Gather all cards from the following encounter sets: *The Doom of Eztli*, *Agents of Yig*, *Yig's Venom*, *Temporal Flux*, *Deadly Traps*, *Forgotten Ruins*, *Poison*, and *Chilling Cold*. These sets are indicated by the following icons:



- ② Put the Entryway into play. Each investigator begins play in the Entryway.
- ② Create the exploration deck. This is done by taking the five single-sided **Ancient** locations and shuffling them together, along with one copy each of the following treachery cards: Ill Omen, Deep Dark, Final Mistake, Entombed, and Crypt Chill.
- ② Set the following cards aside, out of play: The Harbinger of Valusia enemy, the Chamber of Time location, and the Relic of Ages asset.
- ② Set aside each Poisoned weakness that is not already in an investigator's deck.
- ② Shuffle the remainder of the encounter cards to build the encounter deck.

Standalone Mode

If you are playing in Standalone Mode and do not wish to refer to any other setups or resolutions, you may use the information below when setting up this scenario:

- ② Assemble the chaos bag using the following tokens: +1, 0, 0, 0, -1, -2, -2, -3, -5, , , , , , .
- ② The investigators cleared a path to the Eztli ruins.
- ② You have no supplies.

DO NOT READ until the end of the scenario

Before resolving any other resolution, if at least one investigator was defeated: The defeated investigators read **Investigator Defeat** first.

Investigator Defeat: *The temple shakes with the ferocity of an earthquake, causing you to collapse to the ground. Serpent creatures emerge from the shadows around you, surrounding you completely. The thought, "This is how it ends," flashes through your mind. For a moment, you contemplate the absurdity of your death. You can only hope that nobody else will be foolish enough to try to explore these forsaken ruins.*

- ☉ Check Campaign Log. If there are four or more tally marks under "Yig's Fury": *The creatures are upon you before you have time to react. You scream in agony as you are skewered by razor-sharp spears.*
 - ✦ Each investigator who was defeated is **killed**.
(If there are not enough investigators to continue the campaign, the campaign is over and the players lose.)
 - ✦ If another resolution was reached, the remaining investigators proceed to that resolution.
 - ✦ If no resolution was reached (each investigator was defeated): Go to **Resolution 2**.
- ☉ If there are three or fewer tally marks under "Yig's Fury": *Suddenly, a distant voice hisses to the others, and the serpents tentatively retreat into the darkness. You run for your life, not taking any chances.*
 - ✦ Record three tally marks under "Yig's Fury."
 - ✦ If another resolution was reached, the remaining investigators proceed to that resolution.
 - ✦ If no resolution was reached (each investigator was defeated): Go to **Resolution 3**.

If no resolution was reached because each investigator resigned before act 3: Go to **Resolution 3**.

Resolution 1 (each defeated investigator should resolve **Investigator Defeat** first):

(The following is scrawled below the previous journal entry.)

The outside of the temple ruins appeared Aztec in origin, but once we breached the interior, it became clear that these buildings had a very different and inhuman origin. The ruins were alive. The grooves in the walls were illuminated as though powered by electricity, and a faint hum of energy reverberated throughout the halls. In spite of the serpent creatures, we were able to reach a hidden passage that led deeper underground.

In the central chamber of these underground halls, we found our prize: a steel orb of unknown origin, gently humming and glowing with a dim blue light. It was attached delicately to a bronze frame, appearing almost religious in its significance, and we knew it could not have been made by the Aztecs.

With the artifact in tow, we fled the ruins. The building had started to crumble around us, as though the orb was the only thing keeping it standing. Had it been powering the ruins, like a battery? What exactly was this device that the serpents guarded so fervently?

Maria was waiting for us with the trucks when we finally reached the northern edge of the rainforest. We're getting the hell out of this serpent-infested jungle while we still can.

- ☉ In your Campaign Log, record that *the investigators recovered the Relic of Ages*. One investigator must add the Relic of Ages to his or her deck. This card does not count toward that investigator's deck size.
- ☉ If the Harbinger of Valusia is still in play or set aside, record in your Campaign Log that *the Harbinger is still alive*. Next to this, in parentheses, record how much damage is on the Harbinger of Valusia.
- ☉ For each vengeance point in the victory display, record one tally mark under "Yig's Fury" in your Campaign Log.
- ☉ Each investigator earns experience equal to the Victory X value of each card in the victory display.

Resolution 2:

(The following is scrawled below the previous journal entry.)

It is not in my nature to leave a thing unfinished. For the sake of my fallen comrades, I have taken it upon myself to record the remainder of our expedition in this journal.

The others never made it out of the temple. I convinced two of the other members of the expedition, José and Andrea, to venture in after the others... But now I fear a terrible fate has befallen them, as well.

Thankfully, my gambit was worthwhile. While José and Andrea searched for the others, I snuck into the temple and took a different route. Having seen what we have seen, knowing what we know now, I couldn't have returned to the university without evidence of our discovery. While the serpent creatures were distracted, I was able to reach a hidden passageway that led deeper underground.

In the central chamber of these underground halls, I found the device. The orb was made of an unnatural steel, attached delicately to its bronze frame. It pulsed with power in my hands and glowed with a dim blue light. Any fool could tell that it was not made by the Aztecs, but the other members of the expedition could not even begin to understand its true significance. The ruins started to crumble around me as I left, but it mattered not. The relic was all that mattered now.

With the artifact in tow, I returned to camp and told the others it was time to depart. Maria was waiting for us with the trucks when we finally reached the northern edge of the jungle. Now we are headed to Texas, where we will cross the border into the United States.

It is a shame what happened to the others. Their sacrifice will not be in vain. Now, my work can continue.

— Alejandro Vela

- ☞ In your Campaign Log, record that *Alejandro recovered the Relic of Ages*.
- ☞ If the Harbinger of Valusia is still in play or set aside, record in your Campaign Log that *the Harbinger is still alive*. Next to this, in parentheses, record how much damage is on the Harbinger of Valusia.

- ☞ For each vengeance point in the victory display, record one tally mark under “Yig’s Fury” in your Campaign Log.
- ☞ Each investigator earns experience equal to the Victory X value of each card in the victory display.

Resolution 3 (each defeated investigator should resolve Investigator Defeat first):

(The following is scrawled below the previous journal entry.)

This was a mistake. This was all a terrible mistake. We escaped the temple with our lives, but not a moment too soon. The ruins were alive. It was as though the walls knew of our intrusion, hated us for our presence. Wanted us out. Wanted us dead.

We have gathered outside the temple where José is waiting for us. Alejandro, unwilling to return home empty-handed, wants us to go back inside. We must decide what to do next.

The investigators must decide (choose one):

- ☞ “We can’t stop now—we have to go back inside!”
Proceed to **Resolution 4**.
- ☞ “It’s too dangerous. This place must be destroyed.”
Proceed to **Resolution 5**.

Resolution 4:

(The following is scrawled below the previous journal entry.)

We’ve made our decision. Alejandro is right: we’ve come too far to back down now. Our plan is to regroup and head back into the temple once more. Even from here, we can tell that the layout of the temple has warped and changed. The ruins seem to have reset to their dormant state. With any luck, we’ll make it out this time...

- ☞ The investigators must replay **Scenario II: The Doom of Eztli**. Reset the game to this scenario’s **Setup**. Do not record anything in your Campaign Log except for any trauma suffered from your previous game. No experience points are earned from your previous game.
- ☞ Any player whose investigator was killed or driven insane must choose a new investigator to play, as normal.
- ☞ During setup, when the Entryway is put into play, place one doom on it for each time this resolution has been reached.

Resolution 5:

(The following is scrawled below the previous journal entry.)

We made our decision. There was no way we were going back into that deathtrap. Thankfully, there was another way. José had brought some TNT from the trucks, and there was more than enough to level the damned place.

That night, we put on a hell of a fireworks show. The jungle protested. Birds scattered into the sky, the ground rumbled, and hateful snarls surrounded our camp. But the dynamite did its job. Once the dust settled, we began sifting through the debris in search of anything with historical or cultural significance we could bring back to Arkham.

José was the first to notice the blue light peeking out from underneath the remains of the temple. The rays grew in intensity with each passing moment. As we started clearing the rubble in order to discover the source of the light, there was a sudden flash, and the debris at the center of the ruins scattered. A steel orb of unknown origin lay on top of the rubble, gently humming. It was attached delicately to a bronze frame, appearing almost religious in its significance. The blue glow emanating from the device dimmed as I touched it. There was no way a device like this was built by the Aztecs.

With the artifact in tow, we left the smoldering temple behind us. We had outstayed our welcome in this rainforest, and we knew it. Around us, the jungle hissed. The ground slithered and crawled with snakes. In the darkness, we heard shouts

in a language we could not understand. There was no time to pack up camp; we ran as soon as we had the chance. Andrea was struck in her throat by a black-feathered arrow, her startled scream captured in grim perpetuity. José was grabbed by a giant boa as we fled north into the river canyon. His neck snapped before we could reach him.

Maria was waiting for us with the trucks when we finally reached the northern edge of the jungle. We didn't stop until we crossed into Mexico City. Even now I do not feel safe: who could, after seeing what we have seen?

To hell with the Eztli and to hell with this forsaken place.

- ☉ In your Campaign Log, record that the investigators recovered the Relic of Ages. One investigator must add the Relic of Ages to his or her deck. This card does not count toward that investigator's deck size.
- ☉ If the Harbinger of Valusia is still in play or set aside, record in your Campaign Log that the Harbinger is still alive. Next to this, in parentheses, record how much damage is on the Harbinger of Valusia.
- ☉ For each vengeance point in the victory display, record one tally mark under "Yig's Fury" in your Campaign Log. Record an additional ten tally marks, as you have angered Yig with your foolish actions.
- ☉ Each investigator earns experience equal to the Victory X value of each card in the victory display.



Interlude II: Expedition's End

Check Campaign Log. If the investigators recovered the Relic of Ages: Read **Expedition's End 1**.

If Alejandro recovered the Relic of Ages: Skip to **Expedition's End 5**.

Expedition's End 1:

Friday, July 17th, 1925

We have finally made it back to Arkham, our expedition a "success." Alejandro is excited to report his findings to the university. How he maintains his starry-eyed idealism after the hell we went through in the jungle is beyond me. His attention is fixated on the strange relic that we discovered in the ruins. I wish we knew a little more about the artifact's origins. It unsettles me greatly. It hums at all times and pulses with an otherworldly energy I can scarcely describe. As we traveled home with the artifact in tow, our nights were plagued by bizarre nightmares: dreams of other worlds and civilizations.

Alejandro wants to bring the relic to the Miskatonic Museum, to put on display along with the other Eztli artifacts we discovered. My feelings are mixed. At the museum, it will receive proper care, and historians will be able to study it and perhaps even discern its purpose. However, I fear that the relic may be too dangerous for the public. After all, we still have no idea what the damned thing even is. Alejandro would hate it, but perhaps it would be better to keep the relic somewhere safe, where Harlan and I can study it in private. I'll have to decide tonight; after tomorrow, there won't be time to change my mind...

☞ The lead investigator must decide (choose one):

◆ It belongs in a museum. Alejandro and the museum staff will be able to study it and learn more about its purpose.

Proceed to **Expedition's End 2**.

◆ It is too dangerous to be on display. We should keep it hidden and safe until we know more about it.

Skip to **Expedition's End 3**.

Expedition's End 2:

Sunday, July 19th, 1925

I've decided to give custody of the relic to Alejandro. This entire expedition was based on his research, after all—he should be the one to study it. If anyone can discover the relic's secrets, it's him.

The relic is to be the centerpiece of a new exhibit at the museum. Alejandro has already written extensively about our discoveries, but his work has only just begun. Many mysteries about our expedition remain. How have the Eztli people remained undiscovered for so long? Why did they appear to be guarding the jungle, and from what? Who really built the temple ruins we explored? I have no doubt Alejandro will uncover the answers to these questions, given enough time.

As for me, my role in this endeavor has ended. However, I have yet to relax. My thoughts are constantly in the jungle—serpentine figures in the shadows, obsidian arrows embedded in skeletal bodies, malformed voices shrieking in the cavernous depths. When I walk through the streets, I find myself drawn toward the museum without realizing it, as though possessed to see the relic once again. There is a nagging sensation in the back of my mind, as though we have forgotten something important. What must I do to rid myself of—

(The journal entry ends abruptly.)

☞ Record in your Campaign Log that the investigators gave custody of the relic to Alejandro.

☞ Record in your Campaign Log that the investigators have earned Alejandro's trust. If it is not already in an investigator's deck, any one investigator may choose to add Alejandro Vela to his or her deck. This card does not count toward that investigator's deck size.

☞ Add 1 token to the chaos bag for the remainder of the campaign.

☞ Skip to **Expedition's End 4**.

Expedition's End 3:

Sunday, July 19th, 1925

I've decided to keep the relic hidden for now. Alejandro is not happy with my decision, but until we know what the orb is capable of, it's important that it stay somewhere safe, where it won't endanger others. Harlan agrees with me, and has offered to take custody of the relic and keep it in his private office. There, we can study the artifact in secret.

Alejandro is staying in Arkham for the time being, recording his notes about the expedition and helping the museum put together an exhibit displaying our other, less dangerous discoveries. As for me, I hope to find answers to other mysteries: How have the Eztli people remained undiscovered for so long? Why did they appear to be guarding the jungle, and from what? Who really built the temple ruins we explored?

My thoughts are constantly in the jungle—serpentine figures in the shadows, obsidian arrows embedded in skeletal bodies, malformed voices shrieking in the cavernous depths. Each time I leave Harlan's office, I find myself longing to head back and gaze upon the relic once more. There is a nagging sensation in the back of my mind, as though we have forgotten something important. What must I do to rid myself of—

(The journal entry ends abruptly.)

- 🕒 Record in your Campaign Log that the investigators gave custody of the relic to Harlan Earnstone.
- 🕒 Record in your Campaign Log that Alejandro is continuing his research on his own. If Alejandro Vela is currently in an investigator's deck, remove him from that investigator's deck.
- 🕒 Proceed to **Expedition's End 4**.

Expedition's End 4:

You drop your pen as a loud knocking at the door startles you, and you jump to your feet. It is almost 2:30 in the morning. Who could possibly be at your door at this hour? Your thoughts wander again to the jungle, and you are faced with a vision of serpent-creatures attacking you in your own home. Shuddering, you find a weapon and approach the front door carefully, ready to strike if need be. You take a long breath and open the door.

On the other side is a familiar woman with brown skin, long brown hair, and piercing yellow eyes set in a hard glare. Though her attire has changed, you recognize her instantly as Ichtaca, the Eztli warrior you encountered in the rainforest. Wearing a long coat and a Bollman hat, she is visibly uncomfortable in her shoes. Her jaw is set in anger. You are about to raise your weapon in defense when she lets out a heavy sigh

and walks slowly over the threshold of your home, shutting your front door behind her. "Whatever you did, you have to reverse it," she intones darkly. "Or we will all cease to exist."

The story continues in **Scenario III: Threads of Fate**.

Expedition's End 5: Harlan Earnstone paces across your living room, dabbing his wrinkled forehead with his handkerchief. "It's my fault. I should never have encouraged them to go on that dreadful expedition." Though your paths have only crossed a few times before, Mr. Earnstone has become a valuable contact of yours within Miskatonic University. When the University's latest expedition returned with only a few survivors and a handful of strange, archaic artifacts, he came to you for advice.

"I know, I know. I should at least take solace in the fact that the expedition was successful, despite its heavy losses. Alejandro was right all along. The Eztli people are real. And yet... I am concerned about some of these findings." Harlan pulls a small leather-bound journal from his suitcase and hands it to you. "Before the expedition leader's tragic death, the leader recorded many of the group's discoveries in this journal. One of the surviving members of the expedition managed to grab it from the camp before fleeing the jungle. I think if you read these entries, you'll understand what I mean. The things they experienced, the creatures they encountered..." Harlan shudders and adjusts his glasses with too-shaky hands. "I am concerned not only for Alejandro, but for all of us. Read this journal, and if you can, please keep an eye on my colleague." You agree to help, but his worry does not fade. "I only hope that I am not damning you to a similar fate by asking for your aid."

You spend the remainder of that night studying the expedition journal, your mind swimming with thoughts of strange serpent-creatures and Aztec warriors. Long after Harlan has left, a loud knocking at the door startles you, and you jump to your feet. It is almost 2:30 in the morning. Who could possibly be at your door at this hour? You open the front door warily. On the other side is a woman with brown skin, long brown hair, and piercing yellow eyes set in a hard glare. She wears a long coat and a Bollman-style hat, visibly uncomfortable in her shoes. Her jaw is set in anger. A sudden flash of insight crosses your mind, and you realize at once who she must be. After all, you've read and re-read the journal's description of Ichtaca, the Eztli warrior. She lets out a heavy sigh and walks slowly over the threshold of your home, shutting your front door behind her. "Whatever they did, you have to reverse it," she intones darkly. "Or we will all cease to exist."

The story continues in **Scenario III: Threads of Fate**.



Scenario III: Threads of Fate

Intro 1: The night passes with Ichtaca resting in your living room. You get no sleep for the remainder of the night, your thoughts drifting between concern and disbelief. Her story is preposterous, but you feel compelled to believe it nonetheless. You've known that the relic from the Eztli ruins had some deeper purpose ever since you first laid eyes on it. When you emerge from

your bedroom the next morning, your uninvited guest is sitting at your dining-room table, arms crossed tightly across her chest. Her piercing eyes trace your every move like a bird watching its prey. No pleasantries are exchanged. "Where is the relic now?" Ichtaca asks impatiently. "Where have you brought it?" You explain that it is safe, in good hands. She shakes her head, her knuckles white with frustration. "I assure you it is not."

Check Campaign Log. If the investigators gave custody of the relic to Alejandro, or if Alejandro recovered the Relic of Ages: Proceed to

Intro 2.

If the investigators gave custody of the relic to Harlan Earnstone: Skip to **Intro 3**.

Intro 2: Setting aside your many questions for the time being, you call your contact at the Miskatonic University Museum. Despite the early hour, Dr. Horowitz should be at her office preparing for the long day ahead of her. The operator connects you after a short delay. Elli gives you an unusually curt greeting, her voice cracking and unsteady. As soon as you ask about the relic, she scoffs. "Not you, too! Mr. Walsted is practically knocking down my office door, and two reporters have been harrassing me all morning!"

You ask her what the trouble is, and she lets out a long sigh. "The relic is missing," she explains. "None of the security guards knows what happened. One minute it was in its display case; the next it was gone. And before you ask, no, Mr. Vela is nowhere to be found." Suddenly she is yelling to another party, "One moment please! I am on the telephone!" She apologizes to you tersely and hangs up a moment later.

Sure enough, Alejandro is not answering his telephone, and none of his other associates have seen him since yesterday. "Believe me now?" Ichtaca asks, rising to her feet and gathering her things. "We've wasted enough time. Find the relic and meet me back here tonight. Don't follow me."

☞ The lead investigator must decide (choose one):

☞ "You're not going anywhere until you tell me what is going on." Skip to **Intro 4**.

☞ "Have it your way." Skip to **Intro 5**.

Intro 3: Setting aside your many questions for the time being, you call Harlan's office at the university. Though the sun is barely peeking over the horizon, you've always known him to be an early riser. The operator connects you after a short delay. Harlan's voice is shaky and rough. He cuts you off as soon as you ask about the relic. "Don't!" he barks. "They're listening. They know I am keeping it here. They have already taken Alejandro." You try to calm him down so you can ask him what he means, but he cuts the conversation short. "I have to go. They are here!—" The line goes dead.

Sure enough, Alejandro is not answering his telephone, and none of his other associates have seen him since yesterday. "Believe me now?" Ichtaca asks, rising to her feet and gathering her things. "We've wasted enough time. Find the relic and meet me back here tonight. Don't follow me."

☞ The lead investigator must decide (choose one):


☞ "You're not going anywhere until you tell me what is going on." Proceed to **Intro 4**.

☞ "Have it your way." Skip to **Intro 5**.

Intro 4: Ichtaca grits her teeth and pauses. You expect her to refuse and leave without answering your questions, but surprisingly, she relents. According to Ichtaca, her people have spent ages protecting the relic from interlopers who would use it for nefarious purposes. She speaks cryptically, in half-riddles and tall tales, although she refuses to explain where her people come from and how they have remained hidden for so long. When pressed about the relic, all she says is that it controls the flow of time, and that it must not be tampered with.

"It must return to its rightful place," she explains. Her gaze is relentless, unwavering. "Do you understand? It cannot fall into the wrong hands. If you help me recover it, I will aid you in return. Just promise me you will not use it."

☞ Remember that "you listened to Ichtaca's tale."




☞ Add 1  token to the chaos bag for the remainder of the campaign.

☞ Skip to **Setup**.

Intro 5: *Ichta strings her ornately decorated bow with frightening speed and slams your door on her way out.*







- ☞ Remember that “Ichta left without you.”
- ☞ Check the Campaign Log. *If the investigators gave custody of the relic to Harlan Earnstone, proceed to Intro 6. Otherwise, skip to Setup.*

Intro 6: *Once Ichta has left, you consider her words carefully and recall the events that have led to this point. You did not trust Alejandro with the Eztli relic, and you let Ichta leave without questioning her. Are you just being paranoid?...*

- ☞ The investigators must decide (choose one):
 - ☞ “We should be wary of them.” Remove all  and  tokens from the chaos bag and replace them with 1  token. In your Campaign Log, record that *you are forging your own path*. For the remainder of the campaign, each investigator cannot include Alejandro Vela or Ichta in his or her deck. Anytime an investigator would be given the option to include either of them, each investigator earns 2 experience instead. Proceed to **Setup**.
 - ☞ “Maybe I should listen to them after all...” Proceed to **Setup**.

Standalone Mode

If you are playing in Standalone Mode and do not wish to refer to any other setup/resolutions, you may use the information below when setting up and playing this scenario:

- ☞ Assemble the chaos bag using the following tokens: +1, 0, 0, 0, -1, -2, -2, -3, -5, , , , , , .
- ☞ Do not alter the contents of the chaos bag during the intro.
- ☞ Either (choose one):
 - ☞ The investigators gave custody of the relic to Alejandro.
 - ☞ The investigators gave custody of the relic to Harlan Earnstone.
- ☞ You have no supplies.

Setup

- ☞ Gather all cards from the following encounter sets: *Threads of Fate*, *Pnakotic Brotherhood*, *The Midnight Masks*, *Locked Doors*, *Nightgaunts*, and *Dark Cult*. These sets are indicated by the following icons:



When gathering *The Midnight Masks* encounter set, only gather the 5 treachery cards (2x False Lead and 3x Hunting Shadow) and the following locations: Northside, Downtown (*First Bank of Arkham*), Easttown, Miskatonic University, and Rivertown. Do not gather the rest of the locations or the act, agenda, and scenario reference cards from that set.

- ☞ Before drawing opening hands, search the collection and each player's deck for Alejandro Vela and Relic of Ages, and set them aside, out of play.
- ☞ Put Northside, Downtown, Easttown, Miskatonic University, Rivertown, Velma's Diner, and Curiosity Shoppe into play. Each investigator begins play in Rivertown.
- ☞ Set the Town Hall location, the Ichta (*The Forgotten Guardian*) asset, and the Expedition Journal asset aside, out of play.
- ☞ Adjust the contents of each act deck, as noted below under **Three Acts, Three Threads**.
- ☞ Shuffle the remainder of the encounter cards to build the encounter deck.

Three Acts, Three Threads

This scenario contains three different act decks —an “a/b” deck, a “c/d” deck, and an “e/f” deck. Each of these act decks is constructed separately, in numerical order, as usual. During the course of this scenario, all three of these act decks will be in play, and players may choose which acts to pursue and which to ignore. The text of all three acts is considered active at all times. You might not have time to accomplish all three tasks, so choose which leads you wish to pursue wisely!

The contents of each of these act decks is altered depending on the circumstances below.

☞ Adjust the contents of the “a/b” deck as follows:

- ☞ Check Campaign Log. *If Alejandro recovered the Relic of Ages or if the investigators gave custody of the relic to Alejandro*, remove the following act cards from the “a/b” deck: Harlan Is in Danger!, both copies of Harlan’s Curse, and one of the two copies of At the Exhibit, at random.
- ☞ *If the investigators gave custody of the relic to Harlan Earnstone*, remove the following act cards from the “a/b” deck, instead: The Relic Is Missing!, both copies of At the Exhibit, and one of the two copies of Harlan’s Curse, at random.

☞ The investigators must choose one of the following options, and adjust the contents of the “c/d” deck accordingly:


- ☞ If you wish to go to the police to inform them about Alejandro’s disappearance, remove the following act cards from the “c/d” deck: Search for Alejandro, both copies of Friends in High Places, and one of the two copies of At the Station, at random.
- ☞ If you wish to look for Alejandro on your own, remove the following act cards from the “c/d” deck, instead: Missing Persons, both copies of At the Station, and one of the two copies of Friends in High Places, at random.

☞ Adjust the contents of the “e/f” deck as follows:

- ☞ If “you listened to Ichtaca’s tale,” remove the following act cards from the “e/f” deck: Trial of the Huntress, both copies of The Cave of Darkness, and one of the two copies of Strange Relics, at random.
- ☞ If “Ichtaca left without you,” remove the following act cards from the “e/f” deck, instead: The Guardian’s Inquiry, both copies of Strange Relics, and one of the two copies of The Cave of Darkness, at random.



Suggested Play Area for “Threads of Fate”



DO NOT READ until the end of the scenario

If no resolution was reached (each investigator resigned or was defeated): Read **Resolution 1**.

Resolution 1: You arrive back at your house and take stock of the situation. Your investigation throughout the city has uncovered the existence of a secret cabal within Arkham. From what you can tell, they call themselves the Brotherhood, and they seem to know more about the Eztli relic and Alejandro's previous expedition than even you do. Their methods are secret and furtive, and their motives elude you still. However, one piece of vital information has come to light.

"They seek a place known as the Nexus of N'kai," Ichtacla claims. A map of Central America lies on the table before you, marked with the previous expedition's trail. "I have heard of this place, but its exact location is not known to me." Once again, your mysterious guide appears to know more than she lets on.

With no other leads to follow, you are left with no choice. Once more you must journey into uncharted territory in search of answers... but will anyone return this time?

☉ Check which acts were completed during this scenario.

✧ If act 3b was completed, record in your Campaign Log that *the investigators found the missing relic*. If the Relic of Ages is not already part of an investigator's deck, any one investigator must choose to include it in his or her deck. This card does not count toward that investigator's deck size. For the remainder of the campaign, anytime the owner of the Relic of Ages leaves the campaign for any reason, choose another investigator and add it to that investigator's deck.

✧ If the "a/b" act deck is still in play, record in your Campaign Log that *the relic is missing*. If the Relic of Ages is part of an investigator's deck, remove it from that investigator's deck for the remainder of the campaign.

✧ If act 3d was completed, record in your Campaign Log that *the investigators rescued Alejandro*. If Alejandro Vela is not already part of an investigator's deck, any one investigator may choose to include him in his or her deck. This card does not count toward that investigator's deck size.

✧ If the "c/d" act deck is still in play, record in your Campaign Log that *Alejandro is missing*. If Alejandro Vela is part of an investigator's deck, remove it from that investigator's deck for the remainder of the campaign.

✧ If act 3f was completed, record in your Campaign Log that *the investigators forged a bond with Ichtacla*. Any one investigator may choose to include Ichtacla (*The Forgotten Guardian*) in his or her deck. This card does not count toward that investigator's deck size.

✧ If the "e/f" act deck is still in play, record in your Campaign Log that *Ichtacla is in the dark*. Do not add Ichtacla (*The Forgotten Guardian*) to any investigator's deck.

☉ The lead investigator earns the Expedition Journal card and may include it in his or her deck. This card does not count toward that investigator's deck size.

☉ Each investigator earns experience equal to the Victory X value of each card in the victory display. Each investigator earns 1 additional experience for each act 1 card that was completed during this scenario, as you gain insight into the schemes of the Brotherhood.

☉ Proceed to **Resupply Point**.

Resupply Point

It is clear now that you will have to venture once more into the wilds before the mystery behind the Relic of Ages is solved. Each investigator has the option to choose additional supplies to add to his or her current list of supplies. In the Campaign Log, under each investigator's "Supplies" section, record the supplies that investigator chooses to bring. (Note: Provisions, Medicine and Gasoline can be taken more than once by recording their name multiple times and spending the appropriate number of supply points each time.)

☉ Before departing from Arkham, it might be a good idea to take a visit to St. Mary's Hospital.

- ◆ Each investigator who has a Poisoned weakness in his or her deck may spend 3 experience points to remove that weakness from his or her deck.
- ◆ Each investigator may spend 5 experience points to remove a single point of physical or mental trauma from his or her investigator.

☉ Each investigator may spend supply points to purchase one or more of the supplies listed below. The number of supply points available to each investigator is based on the number of investigators in the campaign:

1 investigator: 8 supply points

2 investigators: 5 supply points each

3 investigators: 4 supply points each

4 investigators: 3 supply points each

☉ Available supplies:

- ◆ **Provisions** (1 supply point each): Food and water for one person. A must-have for any journey.
- ◆ **Medicine** (2 supply points each): To stave off disease, infection, or venom.
- ◆ **Gasoline** (1 supply points each): Enough for a long journey by car.
- ◆ **Blanket** (2 supply points): For warmth at night.
- ◆ **Canteen** (2 supply points): Can be refilled at streams and rivers.

- ◆ **Compass** (2 supply points): Can guide you when you are hopelessly lost.
- ◆ **Binoculars** (2 supply points): To help you see faraway places.
- ◆ **Chalk** (2 supply points): For writing on rough stone surfaces.
- ◆ **Pocketknife** (2 supply points): Too small to be used as a reliable weapon, but easily concealed.
- ◆ **Pickaxe** (2 supply points): For breaking apart rocky surfaces.





Scenario IV: The Boundary Beyond

Rays of hot yellow sunlight beat down on you from above as your car speeds down the dusty highways of southern Texas, just outside of San Antonio. It has been several days since you hit the road from Arkham on your way to Mexico City, where you may be able to get answers from some of Alejandro's associates—or even better, from his adversaries in academia. Your recent investigations in Arkham uncovered much, but despite all the knowledge you laid bare, the trail went cold soon after. The “Brotherhood” that you exposed in Arkham has all but vanished from the city. Its members left behind little information as to their next objective, other than the name “The Nexus of N’kai,” a place of power that Ichtaca believes is the Brotherhood’s ultimate destination. Enigmatic as ever, the Eztli warrior sits in the passenger seat next to you. She is tense and coiled like a spring, the Ford’s leather seat offering her little comfort.

In order, read each of the following sections:

Check Campaign Log. If the investigators forged a bond with Ichtaca, the lead investigator reads **Ichtaca’s Quest**. If Ichtaca is in the dark, the lead investigator reads **Silent Journey** instead.

Ichtaca’s Quest: “How close are we?” Ichtaca asks for the hundredth time since departing from Arkham. “We have to get to Anahuac as fast as we can. The longer we take, the more time the Brotherhood has to reach the Nexus.” You recognize the old Aztec name for the Valley of Mexico, and inform Ichtaca that you will be crossing the border into Mexico within the hour. She crosses her arms and grits her teeth.

You suffer no ill effects.

Silent Journey: Ichtaca is quiet and pensive for the majority of your journey. Your questions are met with a wall of silence and a steely glare. Whatever she has planned, you are being left in the dark.

Each investigator begins this scenario with 2 fewer cards in his or her hand.

Check Campaign Log. If the investigators found the missing relic, the lead investigator reads **Arcane Thrumming**. If the relic is missing, the lead investigator reads **Growing Concern** instead.

Arcane Thrumming: Throughout the journey south, the device you recovered from the clutches of the Brotherhood continues its endless humming, wrapped in a thin bedsheet on the back seat of your car. Your understanding of the relic’s nature is deepening.

The investigator with Relic of Ages (... A Device, of Some Sort) in his or her deck swaps it with the new version of Relic of Ages included in this Mythos Pack: Relic of Ages (Foretelling the Future).

Growing Concern: The loss of the Eztli relic weighs heavily on your mind. Clearly, its value is more than simply academic. It holds a power within it that you cannot yet begin to fathom. You are certain that the shadowy Brotherhood is behind its disappearance, but for what purpose?

Remove Relic of Ages (Foretelling the Future) from the game.



Check Campaign Log. If the investigators rescued Alejandro, the lead investigator reads **Alejandro's Thoughts**. If Alejandro is missing, the lead investigator reads **An Empty Seat** instead.

Alejandro's Thoughts: Throughout your journey, Alejandro scribbles endlessly in his journal, the sound of pencil scratching against paper a constant reminder of his presence. He remains huddled in the back seat of the car, his knees keeping the journal still, his brows furrowed in thought. "This 'Brotherhood' is the least of our concerns," he says with an air of finality. "I've been trying to decrypt the glyphs the device bears. The symbols are clearly not Aztec, nor Mayan, nor are they from any other Mesoamerican civilization, for that matter. I believe there is some other place the relic belongs. Somewhere it was taken from. Wouldn't you agree, Miss Ichtaca?"

Ichtaca's already-grim expression grows darker, her eyes narrowing. She doesn't bother to turn around in her seat before addressing Alejandro. "It belongs somewhere meddling scholars cannot abuse its power," she replies in a cold tone, and that is the end of the discussion.

Crossing the border into Mexico is a less stressful endeavor than you imagined it to be, due to Alejandro's connections. You are waved through customs with nary a stray glance, and soon enough, you are on your way to Mexico City.

Each investigator begins this scenario with 2 additional resources.

An Empty Seat: Somewhere just north of the border, you stop to rest for the night. Your eyes are drawn to the empty seat behind you, and you wonder where Alejandro is right now.

You suffer no ill effects.

Check your supplies. Any one investigator must cross off one gasoline from his or her supplies. If no gasoline was crossed off, read **Out of Gas**.

Out of Gas: Fuel is a constant concern throughout your journey south. You are able to refuel several times along the way at general and hardware stores, but eventually your car putters out along the side of the road, just north of the southern border. You and Ichtaca are forced to walk several miles to the nearest town to refuel, setting you back several hours.

When drawing opening hands during this scenario, investigators cannot take a mulligan.








After arriving in Mexico City, you are disheartened to find very little information regarding the Brotherhood or the Nexus. You peruse the archives of the city's libraries and universities, but come up empty-handed. You can't find any of Alejandro's former colleagues in the city, and even his enemies refuse to speak to you, save for one: a woman named Padma Amrita, who studied Alejandro's work before he came to Arkham. She agrees to meet you at a trendy lounge in the southern part of the city, late at night. Ichtaca remains a short distance away, observing your new informant silently.

Padma knows a lot about Alejandro's research, and even claims to have heard of the Nexus of N'kai, though she refuses to tell you how to find it. "It is a fool's errand," she tells you. "There is nothing to find. Just a myth. Trust me, many have searched for it. None have found it." You point out that the Eztli people were not a myth, and she responds with a charming smile. "Perhaps not, but all this about the Eztli still being alive? Undiscovered for centuries?" She laughs heartily. "Bushwa, pure and simple. Come now, you don't expect real scholars to believe that, do you?" Your eyes are drawn to Ichtaca, who is overhearing the conversation with crossed arms, her nails dug into her forearms. Padma's eyes wander over as well, the hint of a smirk on her lips. "In any event, I apologize, but I don't have any information for you. Only a sap would continue this 'research' any further. Good day." Padma leaves with another alluring smile, a sweet scent trailing behind her as she departs.

Once she is out of sight, Ichtaca sits down next to you, and you discuss your next move. After a week of failure after failure, she has grown impatient. You offer a few more suggestions regarding whom you could speak to next, but her mind is elsewhere. When you return to your hotel, she immediately retreats to her room to make preparations for tomorrow. You decide to settle in for the night, and before long, your mind is meandering hazily into a dreamless slumber. In the far recesses of your awareness, however, you can hear Ichtaca reciting a cryptic incantation...

Standalone Mode


If you are playing in Standalone Mode and do not wish to refer to any other setup/resolutions, you may use the information below when setting up and playing this scenario:

- ④ Assemble the chaos bag using the following tokens: +1, 0, 0, 0, -1, -2, -2, -3, -5, , , , , , , .
- ④ Skip each of the “Check Campaign Log” and “Check your supplies” sections in this scenario’s introduction.
- ④ *You have no supplies.*


Setup

- ④ Gather all cards from the following encounter sets: *The Boundary Beyond*, *Temporal Flux*, and *Poison*. These sets are indicated by the following icons:



- ④ If there are 2 or more  tokens in the chaos bag, also gather the *Pnakotic Brotherhood* and *Dark Cult* encounter sets, indicated by these icons:



- ④ If there are 2 or more  tokens in the chaos bag, also gather the *Yig's Venom* and *Guardians of Time* encounter sets, indicated by these icons:



- ④ If neither of the above are true, also gather the *Pnakotic Brotherhood* and *Guardians of Time* encounter sets, indicated by these icons:




- ④ Put Metropolitan Cathedral, Zócalo, Temple Ruins, Xochimilco, Chapultepec Park, and Coyoacán into play. Each investigator begins play in either Zócalo or Coyoacán (his or her choice).
- ④ Create the exploration deck. This is done by taking the 12 single-sided **Ancient** locations and shuffling them together, along with 1 copy each of the following encounter cards: *Window to Another Time*, *Timeline Destabilization*, *A Tear in Time*, and *Lost in Time*.
- ④ Set the Padma Amrita enemy aside, out of play.
- ④ Set act 3a and agenda 3a aside, out of play. They are not part of the act or agenda decks, for now...
- ④ Set aside each Poisoned weakness that is not already in an investigator's deck.
- ④ Shuffle the remainder of the encounter cards to build the encounter deck.



Replacing Locations

Throughout this scenario, you may be instructed to place new locations on top of existing ones. When a location is placed on top of a location that is already in play, it takes its place. All tokens, attachments, investigators, enemies, and other cards at the former location are considered to now be at the new location (they have not “moved”—the location simply changed). If a location leaves play and there is another location underneath it, that location takes its place. All tokens, attachments, investigators, enemies, and other cards at the location playing are considered to now be at the former location.

Suggested Location Placement



DO NOT READ until the end of the scenario

If no resolution was reached (each investigator was defeated): When you next open your eyes, you are back in the bed of your hotel room. You raise your hand to shield your eyes from the sunlight that pierces through the bedroom's curtains. The glaring light is akin to a vice crushing your temples. Thin wisps of incense smoke fill the air.

Rising to your feet requires a colossal effort. A small voice in the back of your mind tells you it was all a figment of your imagination, a nightmare fueled by weariness. It is the voice of self-preservation warning you to avoid the path of lunacy you have set upon. You ignore it and rise to your feet, your legs trembling with terror and exhaustion. Quietly, you call out for Ichtaca, wondering if she remembers what happened last night—or if she was even there to begin with. You find her slumped on the floor, her back against the door of the hotel room. She is unconscious and unresponsive, her face ashen. After several worrisome minutes attempting to wake her, you finally succeed. She sputters into consciousness, coughing violently and convulsing as though possessed. “The cave. The maw in the sky, bathed in red. Did you see it?”

Your head pulses with pain as you attempt to remember the events of last night, and you shake your head. “It must be the path that leads to the Nexus,” she continues, gripping her head tightly with one hand. You attempt to help her to her feet, but she pushes you away. “What was I thinking? The boundary is thinning. Any tension and it could have snapped.” Her gaze shifts toward you. “I should not have involved you in this. But, like it or not, you are involved. It is too late to go back. I know where to find the Nexus, and you must journey with me.”

- ☉ If it was act 2 when the game ended, add each **Tenochtitlán** location in play that has no clues on it to the victory display.
- ☉ In your Campaign Log, record that *X paths are known to you*. X is the number of **Tenochtitlán** locations in the victory display.
- ☉ If the Harbinger of Valusia entered play during this scenario:
 - ✦ If it is in the victory display, cross out “*the Harbinger is still alive*” in your Campaign Log.
 - ✦ If it is still in play or is set aside, next to “*the Harbinger is still alive*” in your Campaign Log, record in parentheses how much damage is on the Harbinger of Valusia, replacing the number that was previously in parentheses.
- ☉ For each vengeance point in the victory display, record one tally mark under “Yig’s Fury” in your Campaign Log.
- ☉ Each investigator earns experience equal to the Victory X value of each card in the victory display. Each investigator earns 1 additional experience for each **Tenochtitlán** location in the victory display.

Resolution 1: *You are assailed by a prismatic assortment of colors and lights as your mind hurtles back into place. When you next open your eyes, you are lying in the city’s central plaza, your head still spinning from the sensation of plummeting. A small voice in the back of your mind tells you it was all a figment of your imagination, a daydream. It is the voice of self-preservation warning you to avoid the path of lunacy you have set upon. You ignore it and rise to your feet, your legs trembling with terror and exhaustion.*

“That woman... She must have realized who I am and followed through the breach I made. Perhaps she wished to know the location of the Nexus, as well,” Ichtaca says cryptically. *Your head pulses with pain as you attempt to remember the events of the past few hours. “You saw it, did you not? The cave. The maw in the sky, bathed in red,”* she continues, *searching the sky in contemplation. “It must be the path that leads to the Nexus.”*

It is difficult for you to recall with precision what happened on the other side, but the image of the red cavern flickers across your memory. You confirm with Ichtaca that you saw the cavern as well, and ask her how she knows it leads to the Nexus. Her bloodshot gaze meets yours, and you think you spot the hint of a smirk tugging on her lips. “It is a difficult thing... Peering across the boundary, into the very threads of time. Perhaps you are more than you seem,” she responds, *the irony of her statement lost on her. Though she departs without answering your question, you understand the answer that remains unspoken: In the haze of broken timelines and unexplainable phenomena, the path you saw was “one future.” A future you intend to fulfill.*

- ☉ In your Campaign Log, record that *X paths are known to you*. X is the number of **Tenochtitlán** locations in the victory display. If X is 3 or more, also record that *Ichtaca has confidence in you*.
- ☉ If the Harbinger of Valusia entered play during this scenario:
 - ✦ If it is in the victory display, cross out “*the Harbinger is still alive*” in your Campaign Log.
 - ✦ If it is still in play or is set aside, next to “*the Harbinger is still alive*” in your Campaign Log, record in parentheses how much damage is on the Harbinger of Valusia, replacing the number that was previously in parentheses.
- ☉ For each vengeance point in the victory display, record one tally mark under “Yig’s Fury” in your Campaign Log.
- ☉ Each investigator earns experience equal to the Victory X value of each card in the victory display. Each investigator earns 1 additional experience for each **Tenochtitlán** location in the victory display.

Resolution 2: *The boundary along the horizon shimmers as your path home closes before your eyes. The surreal haze and the weightlessness you have experienced throughout this vision fades, and you are left with the sudden understanding that this is not a dream. You are trapped in a time that is not your own, and Ichtaca is nowhere to be found.*

You wander for what seems like hours. Days. Weeks. Your mind cannot take any more. The realization that you may be trapped here forever is terrifying. Desperation and despair take hold of your mind, a bout of madness and loneliness that you cannot escape. You no longer remember how long it has been since you arrived here. You have not slept or eaten.

Suddenly, after an eternity of waiting, the boundary cracks, and the sky is flooded with a blinding white light. When you next open your eyes, you are lying in the city's central plaza, your head still spinning from the sensation of plummeting. Ichtaca helps you to your feet, your legs trembling with terror and exhaustion. You ask her how long you were out, and she shakes her head. "It doesn't matter. You're here now." You ignore her evasive answer, but resentment boils to the surface. Did she leave you behind on purpose, or by accident? "You saw it, did you not?" she asks. "The cave. The maw in the sky, bathed in red." You stare blankly, your memory suddenly hazy. "It matters not," she continues. "I know now where to find the Nexus, and you must journey with me."

- ☉ If it was act 2 when the game ended, add each **Tenochtitlán** location in play that has no clues on it to the victory display.
- ☉ In your Campaign Log, record that *X* paths are known to you. *X* is the number of **Tenochtitlán** locations in the victory display.
- ☉ If the Harbinger of Valusia entered play during this scenario:
 - ◆ If it is in the victory display, cross out "the Harbinger is still alive" in your Campaign Log.
 - ◆ If it is still in play or is set aside, next to "the Harbinger is still alive" in your Campaign Log, record in parentheses how much damage is on the Harbinger of Valusia, replacing the number that was previously in parentheses.
- ☉ For each vengeance point in the victory display, record one tally mark under "Yig's Fury" in your Campaign Log.
- ☉ Each investigator earns experience equal to the Victory *X* value of each card in the victory display. Each investigator earns 1 additional experience for each **Tenochtitlán** location in the victory display.

Interlude III: The Jungle Beckons

Once more, you venture south, leaving the safety of civilization behind. There is no time to waste. The path to the Nexus lies on familiar ground, not far from the previous expedition's trail. Using the leather-bound journal as your guide, you retrace the expedition's journey. Soon, you are deep within the jungle, surrounded on all sides by hazards—some natural, others bizarre...

In order, read each of the following sections:

Check your supplies. Any one investigator must cross off one gasoline from his or her supplies. If no gasoline was crossed off, read **Out of Gas**.

Out of Gas: Unfortunately, a dozen or so miles north of the edge of the rainforest, your car ran out of gas. Since you are pressed for time, you decided to walk the rest of the way instead of returning to refuel. Traveling by foot set you back several hours, but soon enough you reached the jungle once more.

When drawing opening hands during the next scenario, investigators cannot take a mulligan.

Check your supplies. If any investigator has a map, he or she reads **A Path Discovered**.

A Path Discovered: Thanks to your map, which has been marked from the previous expedition, you are able to clear a path through the rainforest without getting lost, and you reach your destination on your own terms.

In your Campaign Log, record that the investigators mapped out the way forward.

Check your supplies. The investigators, as a group, must cross off one provisions per investigator from their supplies. For each provisions they cannot cross off, choose an investigator to read **Low on Rations**.

Low on Rations: *Traversing the jungle to find the path to the Nexus took longer than you anticipated, and in your haste you have not been able to hunt or forage for more food. Hunger clouds your mind and drills a painful hole in your stomach.*

You begin the next scenario with 3 fewer resources.

Check your supplies. Each investigator with medicine may cross it off from his or her supplies to choose and remove a Poisoned weakness from any investigator's deck. Each investigator who still has a Poisoned weakness in his or her deck reads **The Poison Spreads**.

The Poison Spreads: *The poison continues to work its way through your body, wreaking havoc on your internal organs. A terrible fever burns through you, growing stronger with each passing day. You can hardly keep down your food. Your body feels as though it has been drained of all of its strength.*

You suffer 1 physical trauma.

As you trudge through the lush jungle and pass a series of familiar overgrown temple ruins, your keen eye spots a pattern along the stone wall of the structure. Upon closer examination, you find that vines and caked dirt has hidden an elaborate carving of hieroglyphs.

Check your supplies. If any investigator has a canteen, he or she reads **Patterns in the Stone**. Otherwise, read **Secrets in the Stone**.

Patterns in the Stone: *You take out your canteen and splash water on the stone walls, washing off the dirt and making the stiff vines easier to manipulate. The pattern of glyphs is clearly visible now, and although its meaning is still a mystery, the repetition of six glyphs in particular hints at a specific instruction...*


Each investigator who has a canteen begins the next scenario with 1 clue (*from the token bank*).

Secrets in the Stone: *Try as you might, you are unable to clear off the dirt and vines with only your bare hands. You have no choice but to leave this mystery behind.*


You suffer no ill effects.



Check the chaos bag and the Campaign Log. If all of the following are true, the lead investigator reads **Faith Restored**.

- ◆ There are 2 or more  tokens in the chaos bag.
- ◆ The investigators forged a bond with Ichtaca.
- ◆ Ichtaca has confidence in you.

Faith Restored: *On the eve of your second night within the jungle, you and your companions sit in front of a dim campfire, keeping warm and trying to remain relaxed despite the task ahead of you. Ichtaca approaches the campfire and sits across from you. Her eyes are cast to the ground, and her shoulders sag with a burdensome weight. "I feel that I must apologize to you," she admits, peering into the flickering fire. "You have proven yourselves to be both wise and formidable, and I have done nothing but command you and endanger you at every turn." There is a long, peaceful pause between you. "Perhaps there is hope for humanity after all," she says under her breath as she meets your gaze. Does she speak for you? Or for herself, as well? Ichtaca rises to her feet after some time. "I trust you to take the first watch. Be on the lookout for serpents. They are surely on the lookout for us." Your camp is quiet for the remainder of the night, but for the soothing crackling of the campfire and the choir of chirping insects whose singing fills the night air.*

In your Campaign Log, record that Ichtaca's faith is restored. Add 1  token to the chaos bag for the remainder of the campaign.

